

RESULTS: DRIED BLOOD SPOT TEST

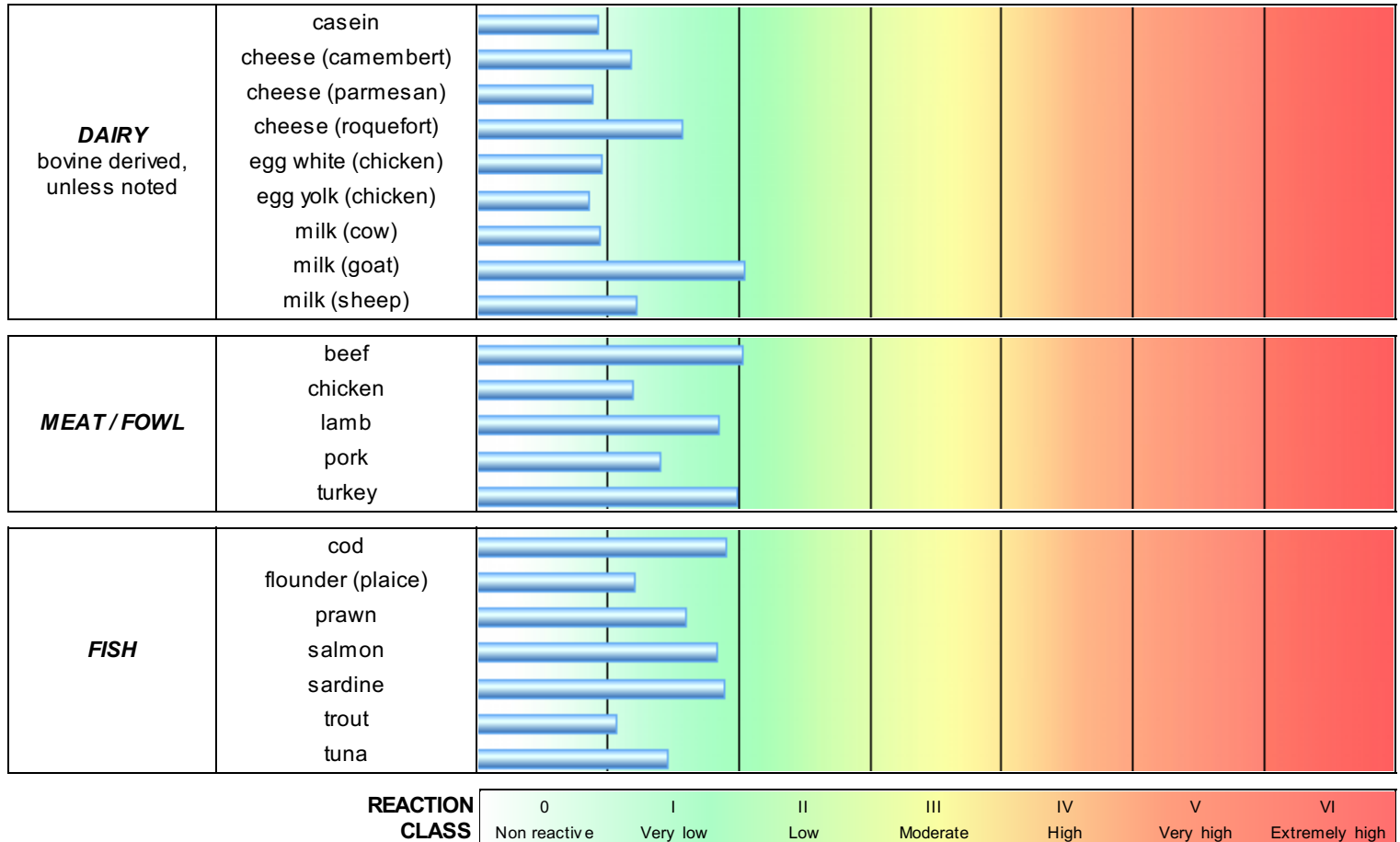
Accession #: 123456789 • Patient: Jane Doe

[Convert to pdf, Save or PRINT >>](#)

Patient: Jane Doe
Tel: (xxx) xxx-xxxx **Email:** test@test.com
Sex: Female **Age:** X yr **Date of Birth:** xxxx-xx-xx

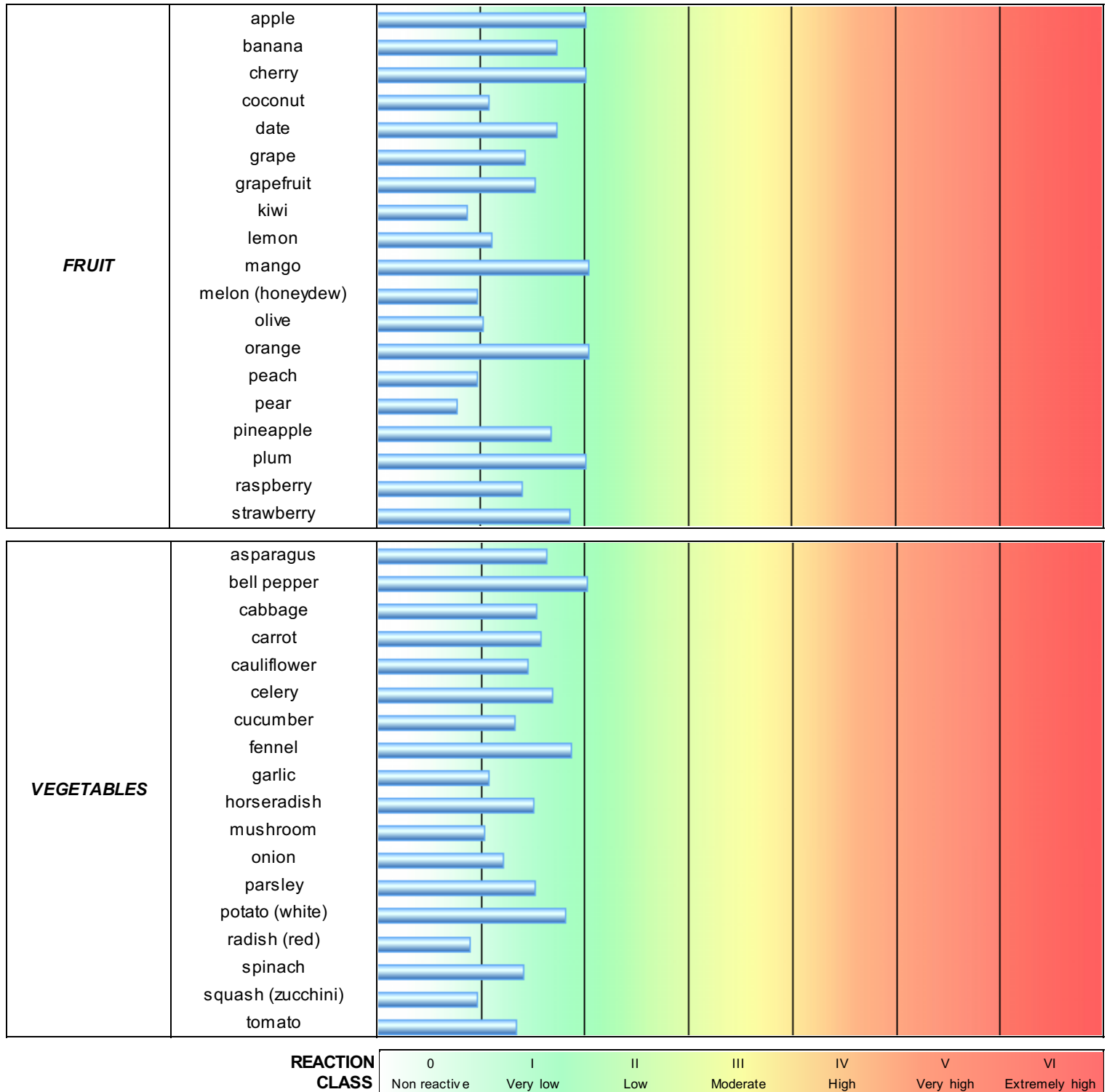
Accession #: 123456789
Sample received: 2016-11-08
Report issued: 2016-11-22
Sample collection: 2016-11-04

Health Care Professional: Dr. John Doe
Address: 123 Main St., Anytown, Ontario W4W 4W4

TOTAL IgG 88 FOODS PANEL


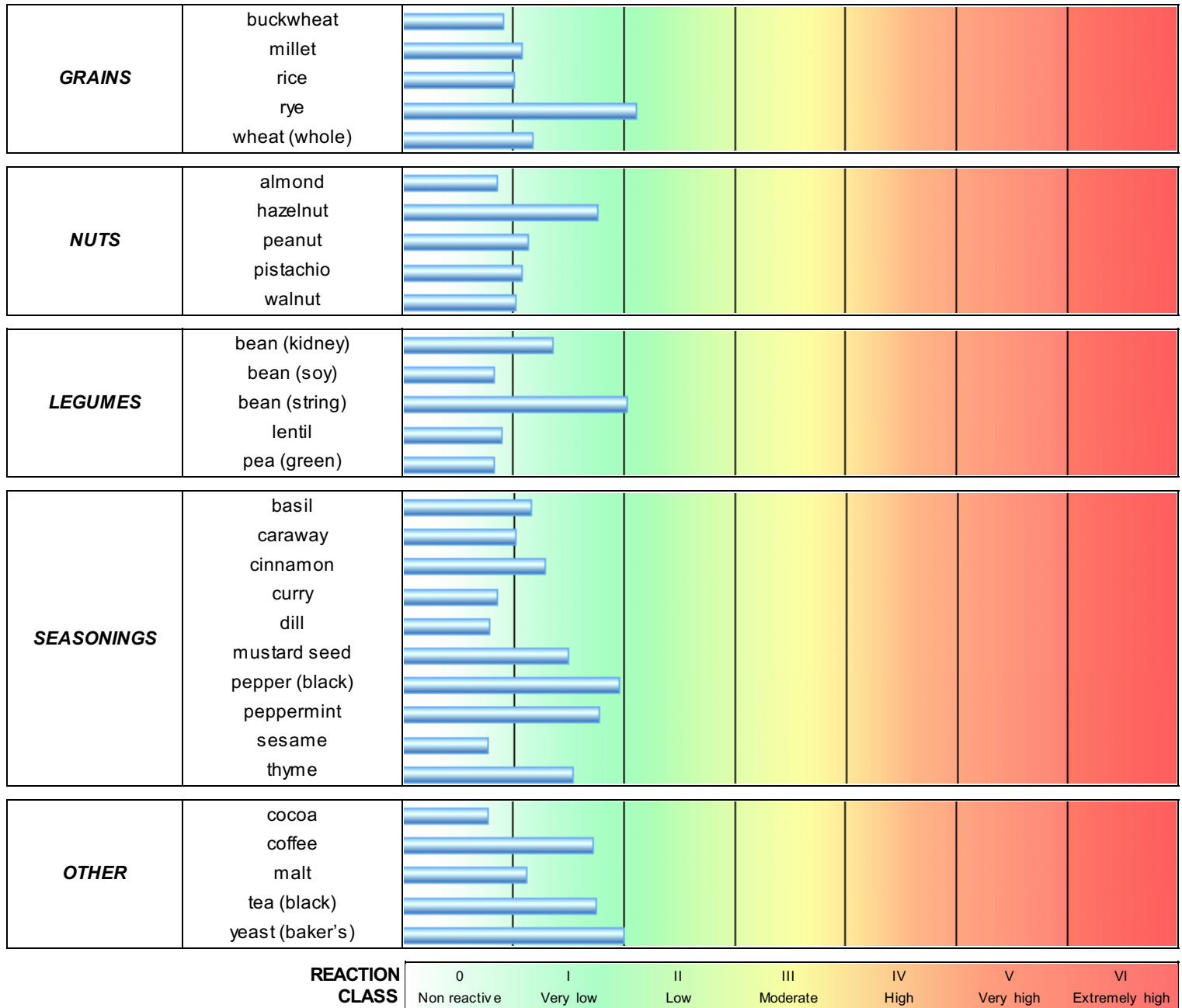
RESULTS: DRIED BLOOD SPOT TEST

Accession #: 123456789 • Patient: Jane Doe

[Convert to pdf, Save or PRINT >>](#)


RESULTS: DRIED BLOOD SPOT TEST

Accession #: 123456789 • Patient: Jane Doe

[Convert to pdf, Save or PRINT >>](#)



Dr. Aron Gonshor PhD, DDS, FRCD(C), FAO • Laboratory Director

RESULTS: DRIED BLOOD SPOT TEST

Accession #: 123456789 • Patient: Jane Doe

[Convert to pdf, Save or PRINT >>](#)

The comments provided here are for educational purposes only. They should not be interpreted as being diagnostic or treatment recommendations. Those decisions are the responsibility of the health care professional.

Food Sensitivity

Reactions to foods are common, most being caused by food sensitivity rather than a food allergy. People often confuse the two, since food intolerance can cause some of the same signs and symptoms as food allergy.

Food allergies occur almost immediately, usually within minutes to an hour and may be profound. True allergic responses, which are associated with IgE antibodies, affect a small percentage of the population. Symptoms usually involve difficulty breathing, skin rashes, swelling of the lips and throat, vomiting or diarrhea, as well as a possible severe, life threatening, allergic reactions such as anaphylaxis.

Food sensitivity is a delayed reaction that occurs hours to days after food intake. When a reactive food is consumed, antibodies form complexes with food proteins, but are normally eliminated by the immune system. If they are not, these complexes can enter various parts of the body, resulting in an inflammatory response and clinical symptoms.

The Total IgG Food Sensitivity Test measures the presence of IgG antibodies to specific food proteins produced by the immune system when certain foods are eaten. The patient's serum is introduced to proteins prepared from a group of different foods. If a specific union occurs between the protein antigen and the patient's serum IgG antibody, a symptomatic reaction to that food is possible. A food elimination diet can be established and improvement of symptoms can be monitored.

Food sensitivities can develop at any time during one's life and unlike food allergies, symptoms may be delayed for days or weeks after exposure, making a diagnosis more difficult.

Common Symptoms of Food Sensitivity:

- Abdominal and stomach pain, bloating, cramps
- Constipation and diarrhea
- Gastritis
- Headache, migraines, fatigue
- Itchy skin
- Bronchitis, sinusitis, rhinitis
- Weight control problems
- Water retention